

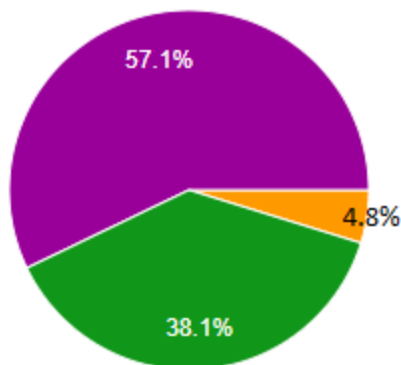


Regional Institute of Education, Bhopal

Feedback of Faculty Members on Curriculum, Teaching –Learning and Evaluation

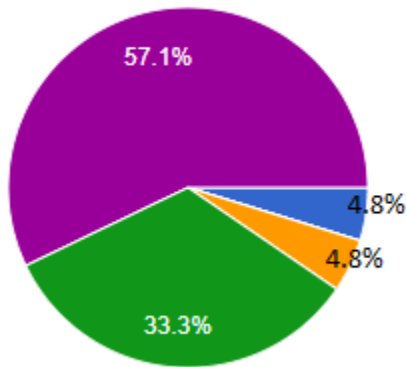
Feedback was collected from the faculty members through a google form consisting of 10 items related to curriculum, teaching-learning and evaluation. Responses from faculty members received on a 5 point rating scale i.e. strongly agree, agree, neutral, disagree and strongly disagree as follows-

1. Curriculum and Syllabus are need based



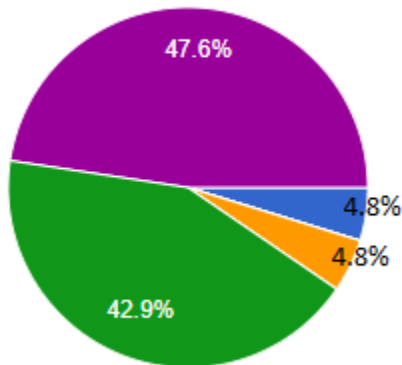
The Feedback reveals that 57.1%, 38.1%, and 4.8% faculty members strongly agree, agree, and neutral respectively. Overall 96.2% of faculty members expressed the syllabus of various courses in the institute is need-based.

2. Course outcomes are well defined and clear



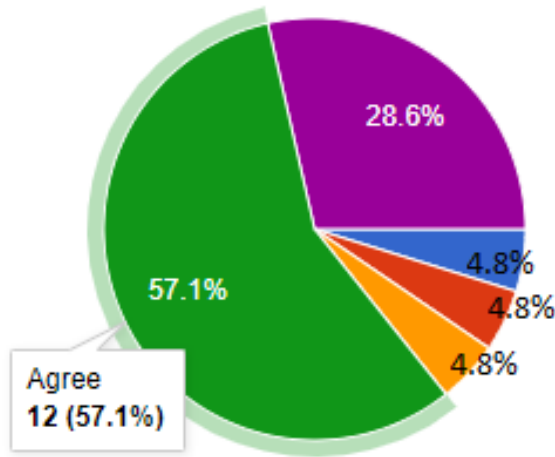
The feedback reveals that 57.1%, 33.3%, 4.8%, and 4.8% faculty members strongly agree, agree, neutral, and strongly disagree respectively. Overall 90.4% of faculty members expressed the outcomes of various courses are clearly defined.

3. Availability of Sufficient number of relevant reading materials and digital resources in the Library:



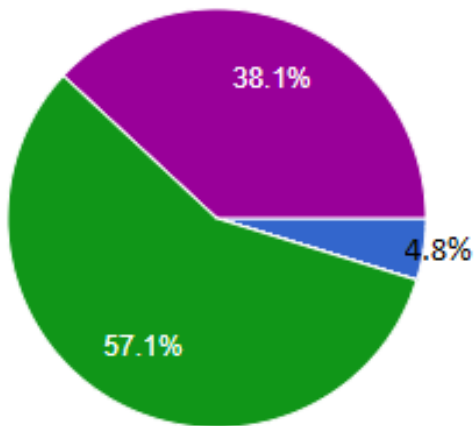
The feedback reveals that 47.6%, 42.9%, 4.8%, and 4.8% faculty members strongly agree, agree, neutral, and strongly disagree respectively. Overall 90.5% of faculty members voiced the availability of relevant reading materials and digital resources in the institute library.

4. Balance between theory and practicum in the courses taught:



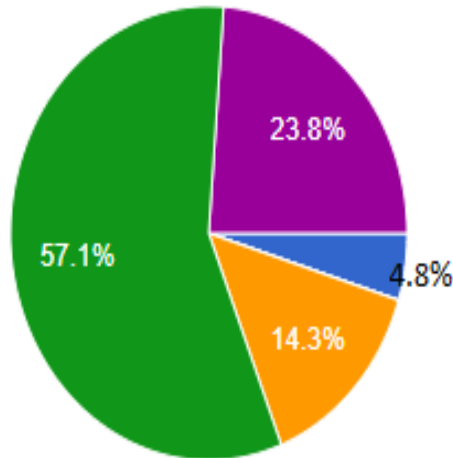
The above pie chart revealed that 28.6%, 57.1%, 4.8%, 4.8%, and 4.8% faculty members strongly agree, agree, neutral, disagree, and strongly disagree respectively. Overall 85.7% of faculty members stated that the courses reflect balance between the theory and practicum.

5. The content of the courses facilitate for professional development:



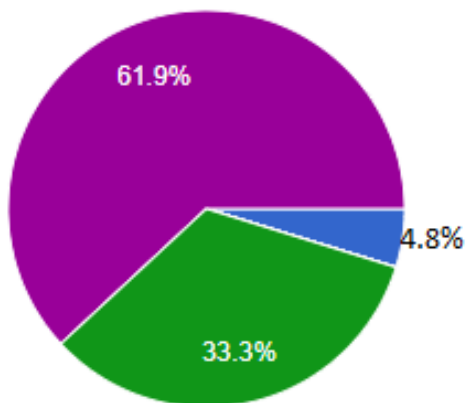
The feedback reveals that 38.1%, 57.1%, and 4.8% faculty members strongly agree, agree and strongly disagree respectively. Overall 95.2% of faculty members expressed that the content of courses are facilitating for professional development.

6. Freedom to propose, modify, suggest and incorporate new topics in the syllabus through proper forum:



The above pie chart reveals that 23.8%, 57.1%, 14.3%, and 4.8% faculty members strongly agree, agree, neutral, and strongly disagree respectively. Overall 78.9% of faculty members stated that they have freedom to propose, modify, suggest and incorporate new topics in the syllabus through proper forum.

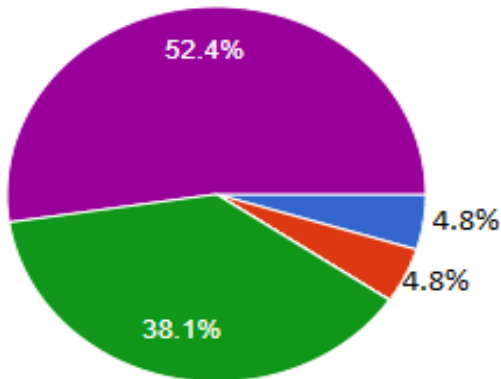
7. Freedom to adopt or adapt new techniques /strategies and tools in teaching –learning process:



The feedback reveals that 61.9%, 33.3%, and 4.8% faculty members strongly agree, agree, and strongly disagree respectively. Overall 95.2% of faculty members detailed that they have freedom to adopt new techniques, strategies and tools, in the teaching learning process.

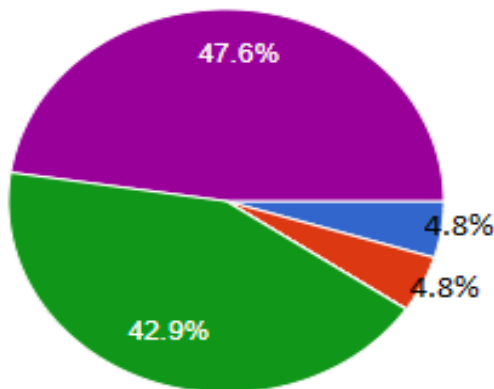
8. Achieved the required course outcome

The data reveal that 52.4%, 38.1%, 4.8%, and 4.8% faculty members strongly agree, agree, disagree and strongly disagree respectively. Overall 90.5% of faculty members stated that they have achieved the required course outcome.

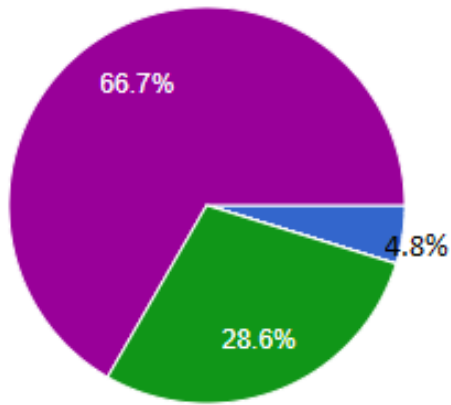


9. Sufficient steps taken to provide assistance to slow learners

The feedback reveals that 47.6%, 42.9%, 4.8%, and 4.8% faculty members strongly agree, agree, disagree and strongly disagree respectively. Overall 90.4% of faculty members stated that they have taken steps to provide assistance to slow learners.



10. Contributed to the curriculum and / or syllabus development



The feedback reveals that 66.7%, 28.6. %, and 4.8% faculty members strongly agree, agree, disagree and strongly disagree respectively. Feedback reflects that overall 95.2% of faculty members has contributed to the curriculum and syllabus development.
